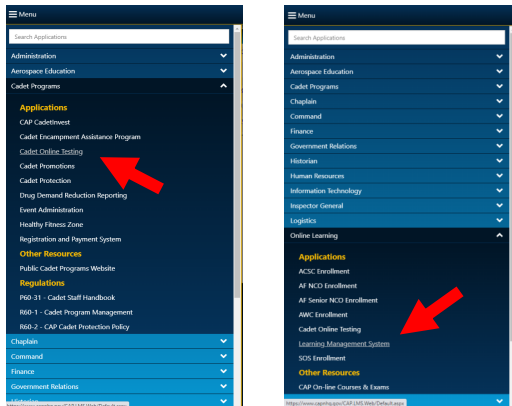


Cadet Welcome Course Visual Guide



1. Log into eServices

2. Select Menu at the top left

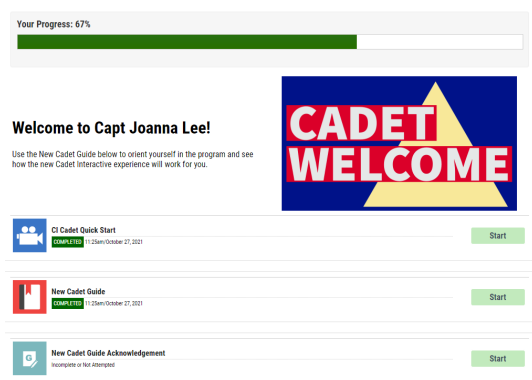
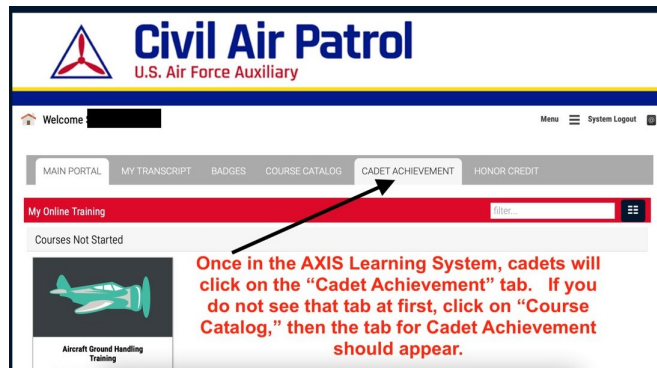


3. Select Cadet Programs > Cadet Online Testing

OR Online Learning > Learning Management System

4. Go To AXIS

5. Select Cadet Achievement tab



6. Select Cadet Welcome Course

7. Enroll and open course

8. Work through material at your own pace

9. Once you complete the New Cadet Guide portion, be sure to complete the Acknowledgement and Submit

10. Congratulations, you've completed your first Cadet Interactive course!